



District Report Card: 2017


State: Punjab	District: Gurdaspur
Class: 3	Subject: Language
Schools: 61	Students: 785


Participation/Coverage


Students

<div>GENDER</div> <div></div>	Boys				Girls			
	Number		%		Number		%	
	413		52.61		372		47.39	

<div>AREA</div> <div></div>	Rural				Urban			
	Number		%		Number		%	
	703		89.55		82		10.45	

<div>CATEGORY</div> <div></div>	SC		ST		OBC		GEN	
	Number	%	Number	%	Number	%	Number	%
	429	54.65	0	0.00	239	30.45	117	14.90

<div>CWSN</div> <div></div>	LD	VI	HI	S&LD	ID	Oth
	1	4	0	2	4	89

<div>Management</div> <div></div>	Government			Government-aided		
	Number		%	Number		%
	755		96.18	30		3.82

Average Performance of Students in Language (%)

Overall	Gender		Area		Management		Social Group			
	Male	Female	Rural	Urban	Govt.	Aided	SC	ST	OBC	GEN
68.36	68.78	67.89	69.92	54.96	68.88	55.11	66.03	0.00	70.26	72.99

Performance on Learning Outcomes (LOs)

Learning Outcomes	Description	Average Performance(%)
L304	Reads small texts with comprehension i.e., identifies main ideas, details, sequence and draws conclusions	68.64
L312	Reads printed scripts on the classroom walls: poems, posters, charts etc.	67.80

Range of Performance of Students who Answered Correctly							
Below 30%		30% - 50%		50% - 75%		Above 75%	
Number	%	Number	%	Number	%	Number	%
85	10.83	77	9.81	230	29.30	393	50.06

Lowest Performing Learning Outcomes (LOs)

1 - Reads printed scripts on the classroom walls: poems, posters, charts etc. (67.80)

2 - Reads small texts with comprehension i.e., identifies main ideas, details, sequence and draws conclusions (68.64)